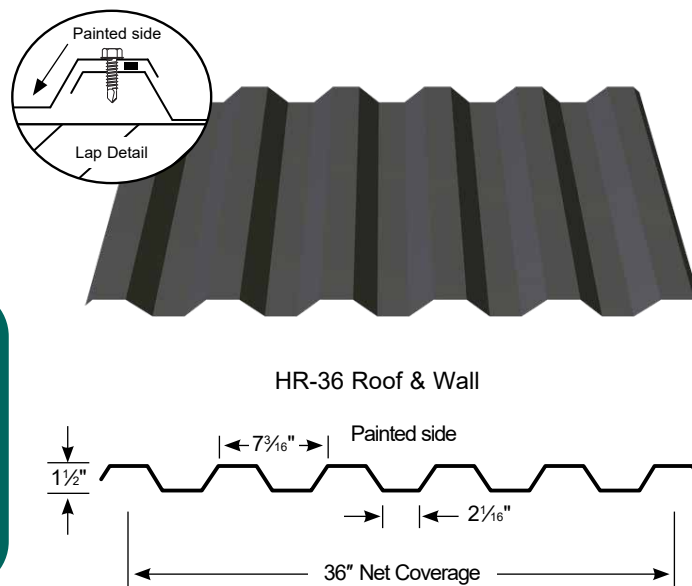




HR-36 is an economical, structural, exposed-fastener roof and wall panel suitable for general usage.


HR-36 is ideal for architectural, commercial, industrial and agricultural roof and wall applications. Can be installed as a vertical or horizontal wall. **HR-36** is also well suited for open framed canopy or carports designs.



Properties									Standard Finishes	
Gauge	Base Steel Thickness (in)	Yield (ksi)	Tensile (ksi)	Wt. (lbs/ft ²)	I+ (in ⁴ /ft)	S+ (in ³ /ft)	I- (in ⁴ /ft)	S- (in ³ /ft)	Metallic Coating	Paint System
26	0.0173	80	82	0.89	0.0889	0.0762	0.0873	0.0623	AZ50	Cool Dura Tech™ <i>nt</i>
24	0.0232	50	65	1.19	0.1267	0.1272	0.1200	0.1132	AZ50	Cool Dura Tech™ 5000 (polyvinylidene fluoride) or Dura Tech™ <i>mx</i> (metallic polyvinylidene)
22	0.0294	50	65	1.51	0.1600	0.1759	0.1600	0.1559	AZ50	
20	0.0354	40	55	1.82	0.2000	0.2371	0.2000	0.2095	G90	
18	0.0459	40	55	2.36	0.2600	0.3160	0.2600	0.2987	G90	

NOTES: The moments of inertia, I⁺ and I⁻, presented for determining deflection are: $(2I_{\text{Effective}} + I_{\text{Gross}})/3$

standard features


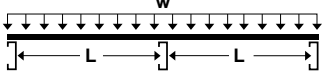
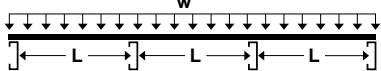
- 36" coverage roof and wall panel.
- Minimum recommended slope 1:12.
- Gauges: 22ga, 24ga and 26ga in standard finishes and 20ga available in ZINCALUME[®] Plus.
- Refer to AEP Span Color Charts for full range of color options and paint systems.
- Custom manufactured panel lengths: 6'-0" to 50'-0".
- Matching polycarbonate panels available.
- Testing: ASTM E283 (air infiltration) and ASTM E331 (water infiltration). All testing performed by accredited third-party.
- Roof assemblies Class A Fire Rated when installed on non-combustible deck or framing per IBC or IRC or when installed in accordance to UL listings (UL790). Wall assemblies rated for fire resistance (UL263) when installed in accordance with UL listings.
- Building Code Approval Report: #ER-0550. 
- Manufactured in Sacramento, CA.

optional features

- Short cut sheets from 6'-0" to 1'-0". Additional fees and lead times may apply.
- 18ga and 20ga available in G-90 with standard and custom colors subject to a minimum order size of 4,500 square feet and longer lead times.
- 18ga available in bare G-90 galvanized subject to a minimum order size of 18,000 square feet and longer lead times.
- 20ga available in bare G-90 galvanized subject to a minimum order size of 25,500 square feet and longer lead times.
- Custom colors, thick film primer and/or clear coat paint finishes available. Subject to 4,500 square feet minimum order.* (See back)
- Perforation options available for an additional charge. Minimum order size 1,500 square feet (Inquire for smaller orders). Select from standard perforation patterns with open areas of 7.8%, 13.8%, 23.4%, 30.6% or 41.4%.
- Stucco embossed available on 26ga, 24ga and 22ga. Subject to minimum order size of 1,500 square feet.



Gauge	Span	Cond.	Allowable Inward Loads (lbs/ft ²) per Span (ft.-in.)								
			2'-0"	2'-6"	3'-0"	4'-0"	5'-0"	6'-0"	7'-0"	8'-0"	10'-0"
26	Single Span	ASD, W/Ω	456	292	203	114	73	51	37	29	18
		L/180	-	-	-	-	62	36	23	15	8
	Double Span	ASD, W/Ω	301	205	149	87	57	40	29	22	14
		L/180	-	-	-	-	-	-	-	-	-
	Triple Span	ASD, W/Ω	351	244	178	107	70	49	36	28	18
		L/180	-	-	-	-	-	-	-	-	15
24	Single Span	ASD, W/Ω	635	406	282	159	102	71	52	40	25
		L/180	-	-	-	-	89	51	32	22	11
	Double Span	ASD, W/Ω	505	335	237	136	88	61	45	35	22
		L/180	-	-	-	-	-	-	-	-	-
	Triple Span	ASD, W/Ω	605	406	290	168	109	76	56	44	27
		L/180	-	-	-	-	-	-	-	41	21
22	Single Span	ASD, W/Ω	878	562	390	219	140	98	72	55	35
		L/180	-	-	-	219	112	65	41	27	14
	Double Span	ASD, W/Ω	715	471	332	189	122	85	63	48	30
		L/180	-	-	-	-	-	-	-	-	-
	Triple Span	ASD, W/Ω	866	576	409	235	152	106	78	60	39
		L/180	-	-	-	-	-	-	77	52	26
20	Single Span	ASD, W/Ω	947	606	421	237	151	105	77	59	38
		L/180	-	-	-	-	140	81	51	34	17
	Double Span	ASD, W/Ω	778	510	360	205	131	92	68	51	33
		L/180	-	-	-	-	-	-	-	-	-
	Triple Span	ASD, W/Ω	946	626	443	254	164	114	84	64	41
		L/180	-	-	-	-	-	-	-	-	33
18	Single Span	ASD, W/Ω	1261	807	561	315	202	140	103	79	50
		L/180	-	-	-	-	182	105	66	44	23
	Double Span	ASD, W/Ω	1094	720	508	291	187	130	96	73	47
		L/180	-	-	-	-	-	-	-	-	-
	Triple Span	ASD, W/Ω	1322	880	625	360	233	163	120	92	59
		L/180	-	-	-	-	-	-	-	84	43

Inward Loads	Single Span		NOTES: Top values based on allowable stress (ASD). Bottom values based on a deflection limit of L/180. "-" denotes that the allowable load is limited by the panel stress vs. deflection limit. Steel conforms to ASTM A653 (Galvanized) or ASTM A792 (ZINCALUME) structural steel. Tabulated values are for positive (inward) uniform loading only. Values are based on the American Iron and Steel Institute "Cold Formed Steel Design Manual" (AISI S100-12). Refer to aepspan.com for more complete HR-36 performance data.
	Double Span		
	Triple Span		

Oil Canning : All flat metal surfaces can display waviness commonly referred to as "oil canning". "Oil canning" is an inherent characteristic of steel products, not a defect, and therefore is not a cause for panel rejection.